

Skill Gap Analysis Report Of Uttarakhand State

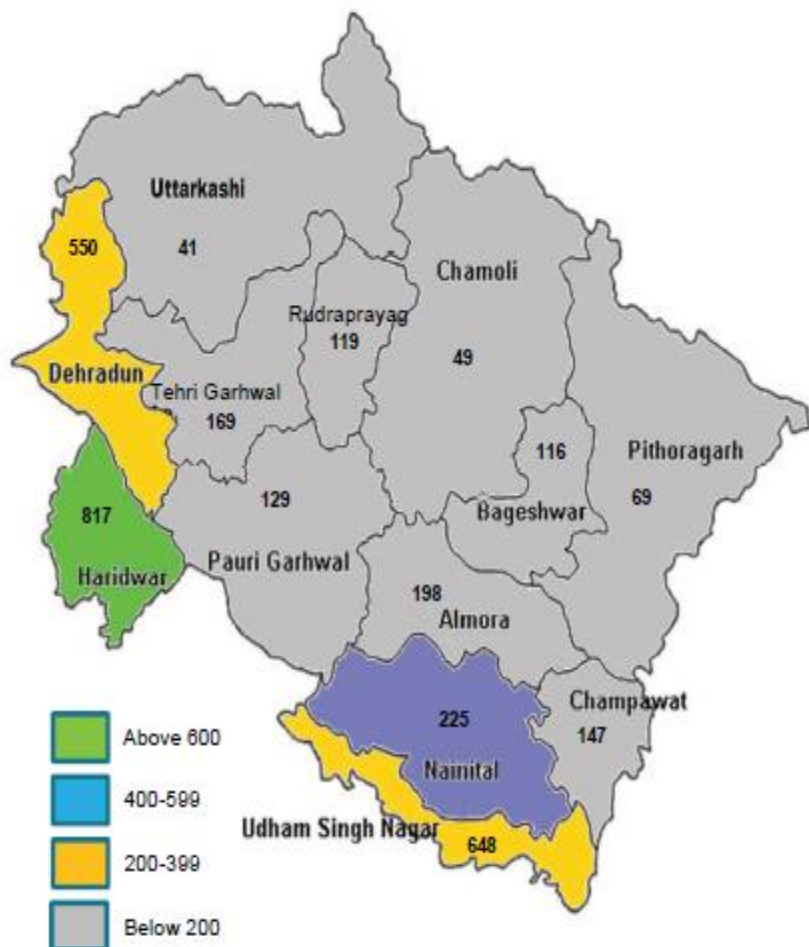
Prepared by

**National Skill Development
Corporation**

Socio Economic Profile of Uttarakhand

Demographic profile

Population density across districts 2011



Indicator	Uttarakhand	India
Population	10,116,752	1,21,01,93,422
Population Density (per sq km)	189	382
Sex ratio	963	940
Literacy	79.63	74.04
Male Literacy	88.33	82.14
Female Literacy	70.70	65.46

Sources: Census 2011 (provisional data)

Uttarakhand performs better than the all India average in terms of population density, sex ratio and literacy

Socio Economic Profile of Uttarakhand

Industry profile: Industrial Estates and IT Parks in Uttarakhand

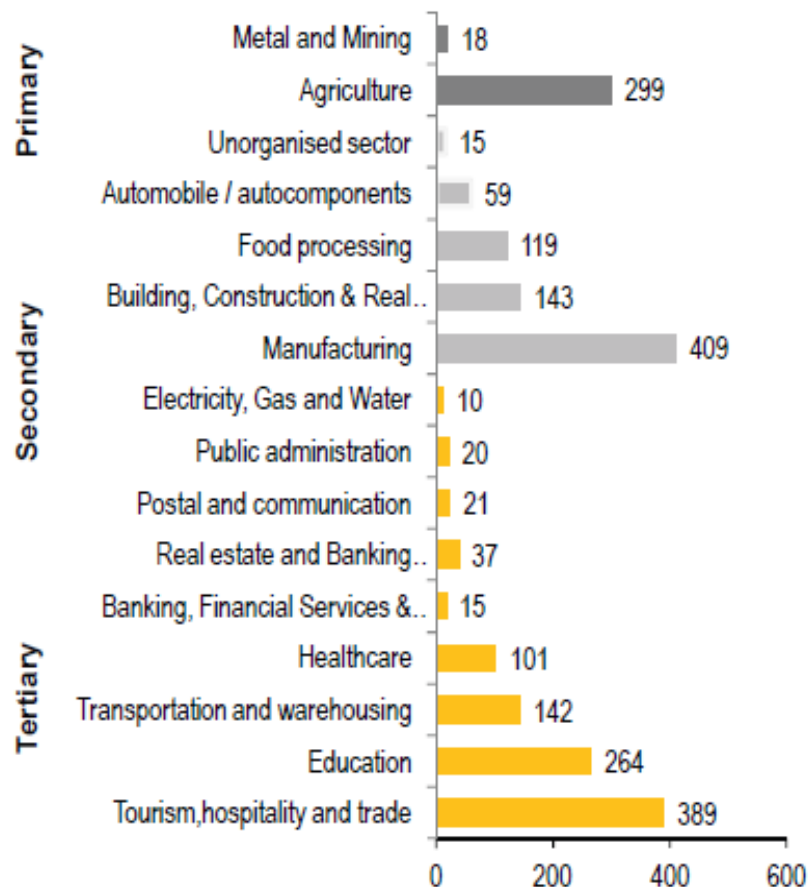
S. No	Integrated Industrial Estates/ IT Park/ Growth Centre/ Pharma city	Preferable/Proposed industries
1	Integrated Industrial Estate - Haridwar	<ul style="list-style-type: none"> ▶ Cosmetics and allied units. ▶ Plastic and allied units. ▶ Apparel and allied units. ▶ Agro, food and allied units. ▶ Pharmaceuticals. ▶ Electrical, electronics and allied units. ▶ Institutional, commercial and allied units.
2	Integrated Industrial Estate - Pantnagar	<ul style="list-style-type: none"> ▶ Cosmetics and allied units. ▶ Plastic and allied units. ▶ Apparel and allied units. ▶ Agro, food and allied units. ▶ Pharmaceuticals. ▶ Electrical, electronics and allied units. ▶ Furniture hub. ▶ Institutional, commercial and allied units.
3	Integrated Industrial Estate (IIE) is envisaged at Sitarganj	▶ Not available on the website
4	Pharma City, Selaqui, Industrial Area, Dehradun	▶ Pharmaceutical formulation units to be given preference
5	Sigaddi Growth Centre, Pauri Garhwal	▶ Thrust sector industries only.
6	State-of-the art IT park - Dehradun	▶ IT related

Apart from 3 Integrated industrial estates, 1 growth centre, 1 pharma city and 1 IT Park, Uttarakhand also boasts of 24 private/ joint/ co-operative sector industrial estates/ areas. Most of them are in Roorkee (Haridwar district) and Kashipur (Udham Singh Nagar district). A few of them are in Dehradun and Nainital districts as well

Source: State Infrastructure and Industrial Development Corporation of Uttarakhand Limited

Estimated Incremental Manpower Demand (2012-22)

Incremental Human Resource Requirement by Industry in 2012-2022 (in 000s)



Incremental Human Resource Requirement of 20.62 Lakh in next 10 years


- Fewer jobs (**3.17 lakh**) will be created in agriculture and allied sector in next 10 years compared to services and secondary sector;



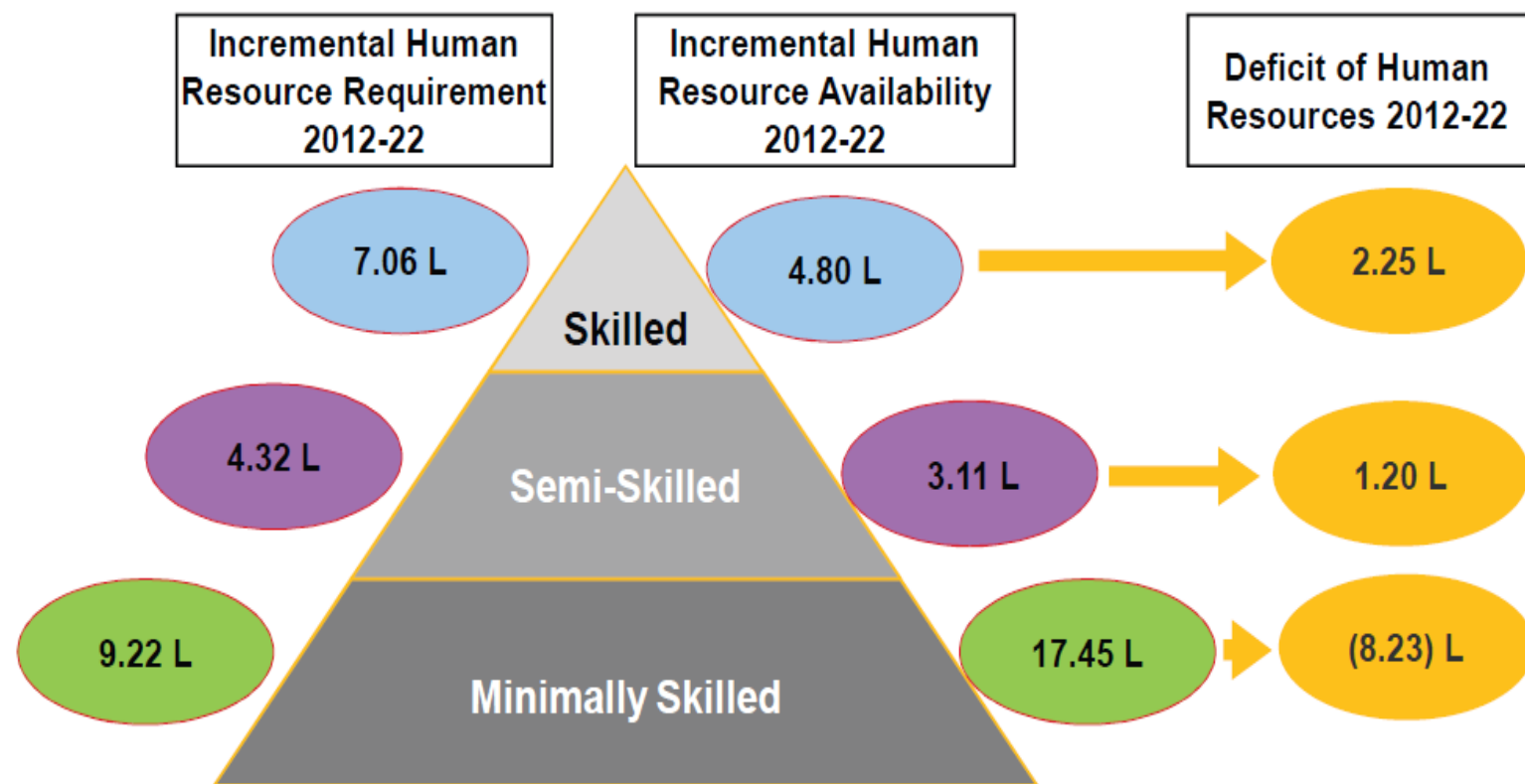
- Manufacturing, construction, food processing and automobile constitute the major job creating sectors in the secondary domain;
- Secondary sector will create **7.45 lakh** additional jobs in the State



- Approx. **10 lakh** new jobs will be created in the service sector; Huge potential in the tourism, hospitality, trade and education sectors;



Summary of Skill Gap in Uttarakhand



The State need to skill 3.45 lakh workers to meet the demand of skilled manpower

In addition 8.32 lakh minimally skilled and 1.20 Lakh Semi-skilled persons requires skill up-gradation employment within and outside the State

Surplus supply of minimally skilled manpower indicates the need for creating better infrastructure & facilities for self employment

District level analysis of skill gap

District	Incremental HR Gaps 2012-22 (skill category wise)		
	Minimallyskilled	Semi-skilled	Skilled
Uttarkashi	(42,512)	(7,009)	(2,934)
Chamoli	(45,469)	(5,892)	6,708
Rudraprayag	(22,128)	(1,731)	6,988
Tehri Garhwal	(92,852)	5,441	19,861
Dehradun	(127,644)	(812)	33,616
Garhwal	(26,736)	1,059	404
Pithoragarh	(52,257)	1,283	(12,571)
Bageshwar	(32,348)	(608)	3,898
Almora	(97,341)	(5,954)	15,771
Champawat	(18,693)	(3,405)	1,003
Nainital	(25,355)	16,285	41,229
Haridwar	(31,236)	90,229	113,153
Udham Singh Nagar	(208,811)	31,330	(1,261)
Total	(823,382)	120,218	225,866

- ▶ High requirement for vocational training for wage employment in Haridwar, Nainital and Pauri and Tehri Garhwal;
- ▶ Requirement for technical and specialized skilled manpower is high in almost all the districts;
- ▶ Districts with surplus semi-skilled labour force need to be trained for jobs outside the district and State and for self employment;

NSDC Contact Details

National Skill Development Corporation

Block-A, Clarion Collection, (Qutab Hotel), Shaheed
Jeet Singh Marg, New Delhi- 110016

T: +011-47451600-10 **F:** +91-11-46560417

- Mr. Dilip Chenoy, MD & CEO -
dilip.chenoy@nsdcindia.org
- Gouri Gupta, Lead, Program Development -
Gouri.gupta@nsdcindia.org (Extn: 506)
- Mahesh Venkateswaran, Principal-Innovation &
Engagement - Mahesh.vee@nsdcindia.org (Extn: 509)
Mobile : +91 99109 47008