

DAY - NULM

Deendayal Antyodaya Yojna – National Urban Livelihoods Mission

Scale of Operations

1	Operational in States/UTs	35
2	Total cities implementing the Mission	All Statutory towns
3	Total beneficiary	79,30,901
4	Total Fund released to States/UTs (Rs. Cr.)	1,811.24

Major Activities Undertaken

- Meeting held with Allahabad Bank on Soft Launch of Interest Subvention Portal under Self Employment Programme at New Delhi.
- Two days training cum workshop organised for Urban Street Vendors at Una, Himachal Pradesh.
- Health Awareness Programme for Women SHG members organised in Andhra Pradesh.
- Capacity Building and Training Programme organised for Book-keepers at Lawngtlai, Mizoram.

State/UTs Aadhaar Seeded

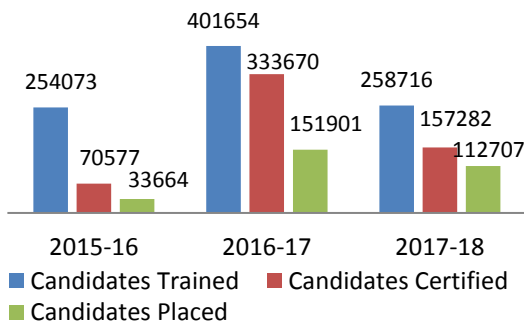
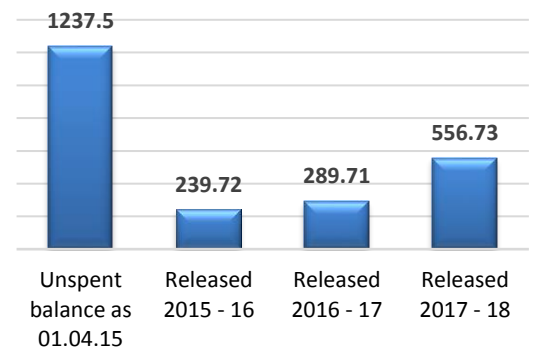
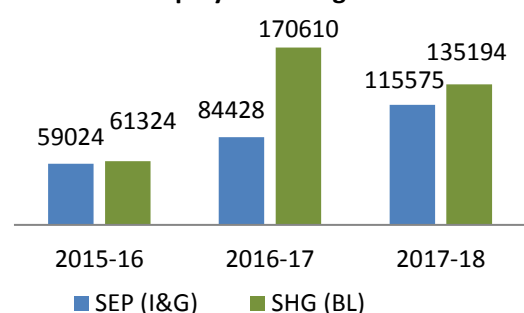
Ranking	States	Total %
Top 5 States	1 Arunachal Pradesh	100.00
	2 Goa	100.00
	3 Puducherry	100.00
	4 Tripura	100.00
	5 Chandigarh	100.00
Bottom 5 States	1 Mizoram	82.28
	2 Kerala	96.35
	3 West Bengal	97.22
	4 Sikkim	98.21
	5 Karnataka	98.70

Component Wise Progress till 15th May, 2018

1	No. of Self-Help Groups (SHGs) formed	2585
2	No. of SHGs given Revolving Fund (RF)	1483
3	No. of beneficiaries trained	25102
4	No. of beneficiaries placed	3881
5	No. of beneficiaries assisted for setting up Individual/Group enterprises	1282
6	No of SHGs received loans under SHG- Bank Linkage programme	1364

Spark Ranking

Spark Ranking	States	Total Score
Top 5 States	1 Andhra Pradesh	70.09
	2 Madhya Pradesh	68.01
	3 Jharkhand	67.75
	4 Kerala	67.07
	5 Chhattisgarh	66.46
Bottom 5 States	1 Meghalaya	06.59
	2 Assam	15.18
	3 Nagaland	23.89
	4 Delhi	28.30
	5 Manipur	29.36

Year wise Component wise Progress (FY 2017 - 18)**Employment through Skills Training & Placement****Financial Progress (Rs. Cr)****Self Employment Programme****Progress of SUH & SUSV (Cumulative)**

Shelters Sanctioned	1608
Shelters Functional	965
Street Vendors Survey Completed in cities	2178
Number of ID cards issues	792286

Social Mobilisation & Institution Development